

Watertight Wiring Devices

A complete collection of watertight devices
for demanding industrial environments

wetguard®



wetguard®

Leviton's Wetguard products are the most versatile and well-engineered watertight wiring devices on the market.

The Wetguard line consists of a comprehensive array of plugs, connectors, inlets, outlets, covers and rugged FD boxes that allow mounting of single-gang devices in multi-gang configurations.

Watertight Electrical Connections

Wetguard devices are designed for industrial applications where electrical connections are exposed to wet locations such as outdoor weather or indoor washdown. They have IEC and NEMA watertight and dust-tight enclosure ratings and offer many significant advantages over competitive brands. A patented multi-point sealing system forms an impenetrable barrier against dirt and moisture providing the ultimate protection that you should expect from a watertight device.

Corrosion-Resistant

Wetguard devices feature corrosion-resistant electroless nickel-coated brass blades, contacts, terminal screws and wiring clamps, and stainless steel assembly screws, making them ideal for use in wet and corrosive environments.

Withstands Abuse in Harsh Environments

Wetguard devices are resistant to water, acids, alkalies, and many automotive and industrial lubricants and solvents. The plug and connector husk is molded to a bondable nylon body, providing a device that withstands physical abuse as well. In addition, the patented compression nut strain relief system ensures the integrity of the electrical connection and watertight seal.





Agriculture

Agricultural operations typically expose electrical equipment and connections to wet conditions from weather, irrigation and washdown activities. Wetguard watertight devices provide secure electrical connectivity for equipment that also keeps the operators and livestock safe.



Construction

Equipment on construction sites is constantly exposed to rain, snow, and mud, as well as physically harsh conditions. Wetguard watertight devices provide safe and secure electrical connections that withstand the rigors of this environment.

Food & Beverage Processing

The washdown activity typically found in food and beverage processing facilities presents a challenge for keeping equipment running and operators safe. Wetguard watertight devices provide unsurpassed protection, maximizing uptime of equipment and safety to workers. Plugs and connectors are now IP69K.



Water Treatment

Water and sewage treatment plants, as well as other chemical processing facilities, typically subject electrical equipment and connections to both wet and corrosive environments. Wetguard watertight devices are constructed of materials that resist corrosion and damaging effects of chemical exposure.




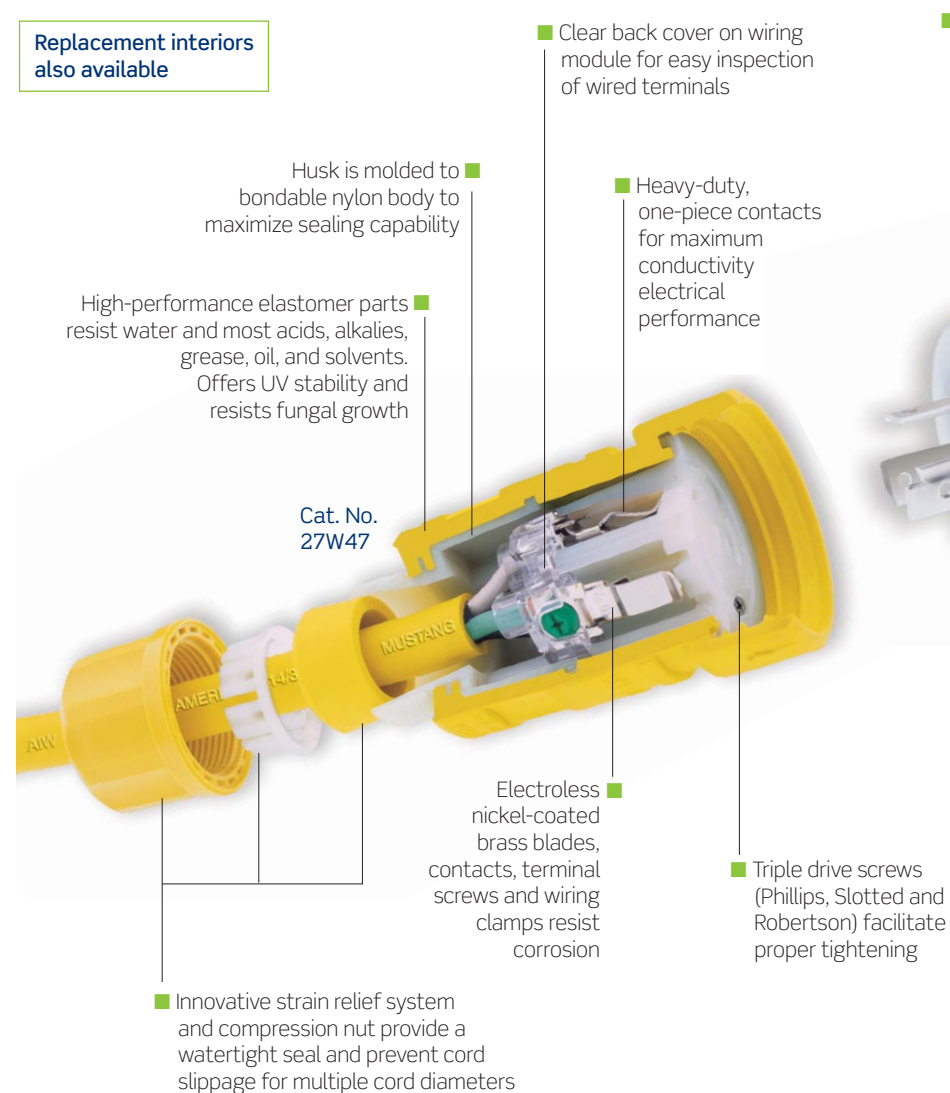
wetguard®

LEVITON®

Plug & Connector Features:

IP69K*
RATED


 High-pressure,
 High-temperature
 Washdown

 Replacement interiors
 also available

**LIFETIME
 WARRANTY**

 Wetguard connectors are covered by Patents: U.S. 5,863,221 and 6,017,243;
 CAN 2,266,253 and 2,243,838; MEX 215,544 and 225,136


*Plugs & Connectors need caps attached in order to achieve IP69K rating

Flanged Inlet/Outlet Features:



Wetguard inlets and outlets are covered by Patents: U.S. 5,863,221; CAN 2,243,838; MEX 225,136

Single-Gang Switch Cover Features:



Non-Metallic FD Box Features:



wetguard®

Non-Metallic FD Boxes


Our non-metallic FD Boxes are constructed of a rigid PVC, making them extremely durable and resistant to impact, chemicals, solvents and other harsh industrial conditions. They are available in yellow and gray one-, two- and three-gang unthreaded configurations that will readily accept PVC conduit.

1. Non-metallic boxes feature 1" diameter unthreaded conduit openings, and include reducers for $\frac{3}{4}$ " and $\frac{1}{2}$ " PVC conduit. They also include plugs for unused openings.

An external flange with mounting holes makes them excellent for wall mounting.

Our boxes comply with UL and CSA standards and have enclosure ratings of NEMA Type 4, 4X, 12 and IEC IP66 watertight and dust-tight when used in conjunction with Leviton's Wetguard devices.

2. TPV gasket assures maximum watertight and dust-tight seal between frame and box.
3. Our patent-pending "modular" frame design allows the combining of a variety of single-gang devices in multi-gang configurations without the need for dedicated two-, and three-gang cover plates! This gives you the ability to create custom power distribution boxes specific to your needs.
4. Stainless steel device mounting plates facilitate mounting of single receptacles and toggle switches with an 8-inch long, 12 AWG ground wire lead.
5. TPV gasket on all Wetguard covers assures maximum watertight and dust-tight seal between device cover and frame.
6. Single-gang Wetguard devices and covers fit in any frame position and provide excellent protection from water and dust ingress. Plus, our boxes feature up to 30% more volume than competitive boxes, making it easier to install devices.



LEVITON®

Wiring devices
sold separately

Cat. No.
FDBX3-Y



Cat. No.
FDBX2-Y



Cat. No.
FDBX1-Y

All boxes are shipped with ground plate assembled to box. Single-gang box image shows ground plate removed for clarity.

| Description | Box Volume | Conduit Openings | Color | |
|--|------------------------|------------------|---------|----------|
| | | | Yellow | Gray |
| Single-Gang FD Box with plugs and reducers | 26.0 cu in/426 cu cm | 2 | FDBX1-Y | FDBX1-GY |
| Two-Gang FD Box with plugs and reducers | 67.3 cu in/1103 cu cm | 4 | FDBX2-Y | FDBX2-GY |
| Three-Gang FD Box with plugs and reducers | 109.1 cu in/1788 cu cm | 6 | FDBX3-Y | FDBX3-GY |

Wetguard Individual Covers

| Cat # | Color | Description |
|----------|--------|--|
| COVER-S | Yellow | Single Gang Switch Cover and Gasket for 15 Amp - 40 Amp Toggle Switches, Including Leviton Manual Motor Starters |
| COVER-GS | Gray | Single Gang Switch Cover and Gasket for 15 Amp - 40 Amp Toggle Switches, Including Leviton Manual Motor Starters |
| WTCVD* | Yellow | Wetguard Replacement Cover and Gasket for Wetguard Duplex Outlets Only |
| WTCVS-15 | Yellow | Wetguard Replacement Cover and Gasket for 15 Amp and 20 Amp Straight and 15 Amp Locking Single Inlets and Outlets |
| WTCVS-20 | Yellow | Wetguard Replacement Cover and Gasket for all 20 Amp Locking Single Inlets and Outlets |
| WTCVS-30 | Yellow | Wetguard Replacement Cover and Gasket for all 30 Amp Locking Single Inlets and Outlets |
| WP459 | Yellow | Wetguard Blank Plate and Gasket |
| 60W03* | Yellow | Wetguard Replacement Cover and Gasket for 15 Amp and 20 Amp Straight Blade and 15 Amp Locking Box Mount Single Flush Receptacles |
| 60W04* | Yellow | Wetguard Replacement Cover and Gasket for 20 Amp Locking Box Mount Single Flush Receptacles |
| 60W05* | Yellow | Wetguard Replacement Cover and Gasket for 30 Amp Locking Box Mount Single Flush Receptacles |



Cat. No. COVER-GS



Cat. No. WTCVS-15



Cat. No. WP459












Cat. No. WTCVD*

*Available in black. To order, add "-B" suffix to catalog number. * For use only as replacement for Leviton Wetguard duplex outlets

15 Amp Wetguard Straight Blade & Locking Devices

2-Pole, 2-Wire • 2-Pole, 3-Wire

| Amp | Volt | NEMA Configuration | Plug IP69K | Plug Cap | Connector IP69K | Connector Cap | Single Outlet | Duplex Outlet | Single Inlet | Connector for Single Inlet | Single Receptacle | Receptacle Cover with Gasket |
|---------------------------------------|------|--------------------|---|----------|--------------------|---------------|---------------|---------------|--------------|----------------------------|-------------------|------------------------------|
| Straight Blade 2-Pole, 2-Wire Devices | | | | | | | | | | | | |
| 15 | 125 | 1-15 |  | 14W04 | 14W* | 15W04 | 50W50* | 90W04-S | 80W04-D | 59W04 | 79W04-C | — |
| Locking 2-Pole, 2-Wire Devices | | | | | | | | | | | | |
| 15 | 125 | L1-15 |  | 24W04 | 14W* | 25W04 | 50W50* | 95W04-S | 85W04-D | 64W04 | 74W04-C | — |
| Straight Blade 2-Pole, 3-Wire Devices | | | | | | | | | | | | |
| 15 | 125 | 5-15 |  | 14W47* ‡ | 14W* | 15W47* ‡ | 50W50* | 90W47-S | 80W47-D | 59W47 | 79W47-C | 5261-CR |
| 15 | 250 | 6-15 |  | 14W49 | 14W* | 15W49 | 50W50* | 90W49-S | 80W49-D | 59W49 | 79W49-C | 5661-CR |
| 15 | 277 | 7-15 |  | 14W34 | 14W* | 15W34 | 50W50* | — | — | — | — | — |
| 15 | 347 | 24-15 |  | 14W15 | — | 15W16 | 50W50* | — | — | — | — | — |
| Locking 2-Pole, 3-Wire Devices | | | | | | | | | | | | |
| 15 | 125 | L5-15 |  | 24W47* ‡ | 14W* | 25W47* ‡ | 50W50* | 95W47-S | 85W47-D | 64W47 | 74W47-C | 47CM-10 |
| 15 | 250 | L6-15 |  | 24W49 | 14W* | 25W49 | 50W50* | 95W49-S | 85W49-D | 64W49 | 74W49-C | 45CM-60 |
| 15 | 277 | L7-15 |  | 24W34 | 14W* | 25W34 | 50W50* | 95W34-S | 85W34-D | 64W34 | 74W34-C | 47CM-60 |

Plugs & Connectors need caps attached in order to achieve IP69K rating.
NEMA configuration diagrams represent plug blade configuration.

* Available in black. To order, add "-B" suffix to catalog number.
‡ Replacement interior available. To order, add "-IN" to catalog number (Ex: 14W47-IN).

15 & 20 Amp Wetguard Straight Blade & Locking Devices

15 A: 3-Pole, 3-Wire — 20 A: 2-Pole, 2-Wire • 2-Pole, 3-Wire

**LIFETIME
WARRANTY**



| Amp | Volt | NEMA Configuration | | Plug IP69K | Plug Cap | Connector IP69K | Connector Cap | Single Outlet | Duplex Outlet | Single Inlet | Connector for Single Inlet | Single Receptacle | Receptacle Cover with Gasket |
|---------------------------------------|------|--------------------|---|---|---|---|--|---|---|---|---|---|---|
| | | | |  |  |  |  |  |  |  |  |  |  |
| Straight Blade 3-Pole, 3-Wire Devices | | | | | | | | | | | | | |
| 15 | 125 | Non-NEMA |  | 14W07 | 14W* | 15W07 | 50W50* | 90W07-S | 80W07-D | 59W07 | 79W07-C | --- | --- |
| 10 | 250 | | | | | | | | | | | | |
| Locking 3-Pole, 3-Wire Devices | | | | | | | | | | | | | |
| 15 | 125 | Non-NEMA |  | 24W07 | 14W* | 25W07 | 50W50* | 95W07-S | 85W07-D | 64W07 | 74W07-C | --- | --- |
| 10 | 250 | | | | | | | | | | | | |
| Locking 2-Pole, 2-Wire Devices | | | | | | | | | | | | | |
| 20 | 250 | L2-20 |  | 26W07 | 26W* | 27W07 | 50W50* | 97W07-S | 87W07-D | 66W07 | 76W07-C | --- | --- |
| Straight Blade 2-Pole, 3-Wire Devices | | | | | | | | | | | | | |
| 20 | 125 | 5-20 |  | 14W33 | 14W* | 15W33 | 50W50* | 90W33-S | --- | 59W33 | 79W33-C | 5361-CR | 60W03* |
| 20 | 250 | 6-20 |  | 14W48 | 14W* | 15W48 | 50W50* | 90W48-S | --- | 59W48 | 79W48-C | 5461-CR | 60W03* |
| 20 | 347 | 24-20 |  | 14W17 | 14W* | 15W18 | 50W50* | --- | --- | --- | --- | --- | --- |

Plugs & Connectors need caps attached in order to achieve IP69K rating.
NEMA configuration diagrams represent plug blade configuration.

* Available in black. To order, add “-B” suffix to catalog number.

20 Amp Wetguard Locking Devices

2-Pole, 3-Wire • 3-Pole, 3-Wire • 3-Pole, 4-Wire

| Amp | Volt | NEMA Configuration | Plug IP69K | Plug Cap | Connector IP69K | Connector Cap | Single Outlet | Duplex Outlet | Single Inlet | Connector for Single Inlet | Single Receptacle | Receptacle Cover with Gasket | |
|--------------------------------|---------|--------------------|---|---|---|--|---|---|---|---|---|---|--------|
| | | |  |  |  |  |  |  |  |  |  |  | |
| Locking 2-Pole, 3-Wire Devices | | | | | | | | | | | | | |
| 20 | 125 | L5-20 |  | 26W47* ‡ | 26W* | 27W47* ‡ | 50W52* | 97W47-S | --- | 66W47 | 76W47-C | 23CM-10 | 60W04* |
| 20 | 250 | L6-20 |  | 26W48* | 26W* | 27W48* | 50W52* | 97W48-S | --- | 66W48 | 76W48-C | 23CM-20 | 60W04* |
| 20 | 277 | L7-20 |  | 26W49 | 26W* | 27W49 | 50W52* | 97W49-S | --- | 66W49 | 76W49-C | 23CM-30 | 60W04* |
| 20 | 347 | L24-20 |  | 22W07 | 26W* | 23W07 | 50W52* | 93W07-S | --- | 68W29 | 78W29-C | --- | --- |
| Locking 3-Pole, 3-Wire Devices | | | | | | | | | | | | | |
| 20 | 125/250 | Non-NEMA |  | 26W08 | 26W* | 27W08 | 50W52* | 97W08-S | --- | 66W08 | 76W08-C | 7310-B | 60W04* |
| 20 | 250 | Non-NEMA |  | 26W08-G | 26W* | 27W08-G | 50W52* | --- | --- | --- | --- | --- | --- |
| 10 | 600 | | | | | | | | | | | | |
| Locking 3-Pole, 4-Wire Devices | | | | | | | | | | | | | |
| 20 | 125/250 | L14-20 |  | 26W74* ‡ | 26W* | 27W74* ‡ | 50W52* | 97W74-S | --- | 66W74 | 76W74-C | 24CM-10 | 60W04* |
| 20 | 3Ø 250 | L15-20 |  | 26W75* | 26W* | 27W75* | 50W52* | 97W75-S | --- | 66W75 | 76W75-C | 24CM-20 | 60W04* |
| 20 | 3Ø 480 | L16-20 |  | 26W76* ‡ | 26W* | 27W76* ‡ | 50W52* | 97W76-S | --- | 66W76 | 76W76-C | 24CM-30 | 60W04* |




















Plugs & Connectors need caps attached in order to achieve IP69K rating.
NEMA configuration diagrams represent plug blade configuration.

* Available in black. To order, add "-B" suffix to catalog number.
‡ Replacement interior available. To order, add "-IN" to catalog number (Ex: 27W47-IN).

20 & 30 Amp Wetguard Locking Devices

20 A: 4-Pole, 4-Wire • 4-Pole, 5-Wire — 30 A: 2-Pole, 3-Wire • 3-Pole, 3-Wire

**LIFETIME
WARRANTY**

| Amp | Volt | NEMA Configuration | Plug IP69K | Plug Cap | Connector IP69K | Connector Cap | Single Outlet | Duplex Outlet | Single Inlet | Connector for Single Inlet | Single Receptacle | Receptacle Cover with Gasket | |
|--------------------------------|----------------|--------------------|---|---|---|--|---|---|---|---|---|---|--------|
| | | |  |  |  |  |  |  |  |  |  |  | |
| Locking 4-Pole, 4-Wire Devices | | | | | | | | | | | | | |
| 20 | 3ØY 120/208 | Non-NEMA |  | 26W09 | 26W* | 27W09 | 50W52* | 97W09-S | --- | 66W09 | 76W09-C | 7410-B | 60W04* |
| Locking 4-Pole, 5-Wire Devices | | | | | | | | | | | | | |
| 20 | 3ØY 120/208 | L21-20 |  | 26W81* | 26W* | 27W81* | 50W52* | 97W81-S | --- | 66W81 | 76W81-C | 2510 | 60W04* |
| 20 | 3ØY 277/480 | L22-20 |  | 26W82 | 26W* | 27W82 | 50W52* | 97W82-S | --- | 66W82 | 76W82-C | 2520 | 60W04* |
| 20 | 3ØY 347/600 | L23-20 |  | 26W83 | 26W* | 27W83 | 50W52* | 97W83-S | --- | 66W83 | 76W83-C | 2530 | 60W04* |
| 20 | 250 | Non-NEMA |  | 26W10 | 26W* | 27W10 | 50W52* | 97W10-S | --- | 66W10 | 76W10-C | --- | 60W04* |
| 10 | 600 | | | | | | | | | | | | |
| Locking 2-Pole, 3-Wire Devices | | | | | | | | | | | | | |
| 30 | 125 | L5-30 |  | 28W47* | 28W* | 29W47* | 50W54* | 99W47-S | --- | 68W47 | 78W47-C | 26CM-10 | 60W05* |
| 30 | 250 | L6-30 |  | 28W48 | 28W* | 29W48 | 50W54* | 99W48-S | --- | 68W48 | 78W48-C | 26CM-20 | 60W05* |
| 30 | 277 | L7-30 |  | 28W49 | 28W* | 29W49 | 50W54* | 99W49-S | --- | 68W49 | 78W49-C | 2630 | 60W05* |
| Locking 3-Pole, 3-Wire Devices | | | | | | | | | | | | | |
| 30 | 125/250 | Non-NEMA |  | 28W08 | 28W* | 29W08 | 50W54* | 99W08-S | --- | 68W08 | 78W08-C | 3330 | 60W05* |

Plugs & Connectors need caps attached in order to achieve IP69K rating.
NEMA configuration diagrams represent plug blade configuration.

*Available in black. To order, add “-B” suffix to catalog number.

30 Amp Wetguard Locking Devices

3-Pole, 4-Wire • 4-Pole, 4-Wire • 4-Pole, 5-Wire

| Amp | Volt | NEMA Configuration | Plug IP69K | Plug Cap | Connector IP69K | Connector Cap | Single Outlet | Duplex Outlet | Single Inlet | Connector mates with Inlet | Single Receptacle | Receptacle Cover with Gasket | |
|--------------------------------|-------------|--------------------|---|---|---|--|---|---|---|---|---|---|--------|
| | | |  |  |  |  |  |  |  |  |  |  | |
| Locking 3-Pole, 4-Wire Devices | | | | | | | | | | | | | |
| 30 | 125/250 | L14-30 |  | 28W74 ‡ | 28W* | 29W74 ‡ | 50W54* | 99W74-S | --- | 68W74 | 78W74-C | 27CM-10 | 60W05* |
| 30 | 3Ø 250 | L15-30 |  | 28W75 ‡ | 28W* | 29W75 | 50W54* | 99W75-S | --- | 68W75 | 78W75-C | 27CM-20 | 60W05* |
| 30 | 3Ø 480 | L16-30 |  | 28W76* ‡ | 28W* | 29W76* ‡ | 50W54* | 99W76-S | --- | 68W76 | 78W76-C | 2730 | 60W05* |
| 30 | 3ØY 600 | L17-30 |  | 28W77 | 28W* | 29W77 | 50W54* | 99W77-S | --- | 68W77 | 78W77-C | 2740 | 60W05* |
| Locking 4-Pole, 4-Wire Devices | | | | | | | | | | | | | |
| 30 | 3ØY 120/208 | Non-NEMA |  | 28W09 | 28W* | 29W09 | 50W54* | 99W09-S | --- | 68W09 | 78W09-C | 3430 | 60W05* |
| Locking 4-Pole, 5-Wire Devices | | | | | | | | | | | | | |
| 30 | 3ØY 120/208 | L21-30 |  | 28W81 | 28W* | 29W81 | 50W54* | 99W81-S | --- | 68W81 | 78W81-C | 2810 | 60W05* |
| 30 | 3ØY 277/480 | L22-30 |  | 28W82 | 28W* | 29W82 | 50W54* | 99W82-S | --- | 68W82 | 78W82-C | 2820 | 60W05* |
| 30 | 3ØY 347/600 | L23-30 |  | 28W83 | 28W* | 29W83 | 50W54* | 99W83-S | --- | 68W83 | 78W83-C | 2830 | 60W05* |

Plugs & Connectors need caps attached in order to achieve IP69K rating.
NEMA configuration diagrams represent plug blade configuration.

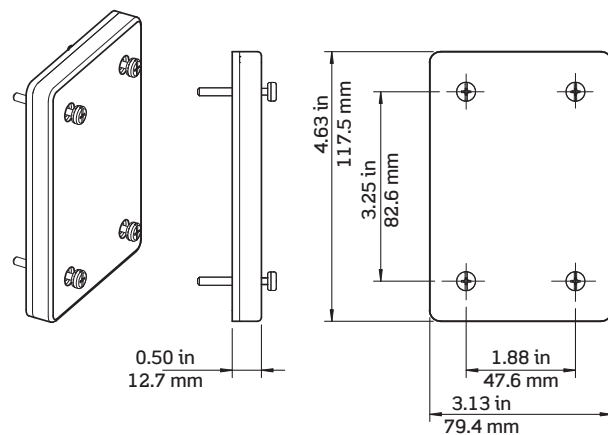
* Available in black. To order, add "-B" suffix to catalog number.
‡ Replacement interior available. To order, add "-IN" to catalog number (Ex: 28W76-IN).

Wetguard Covers Technical Specifications

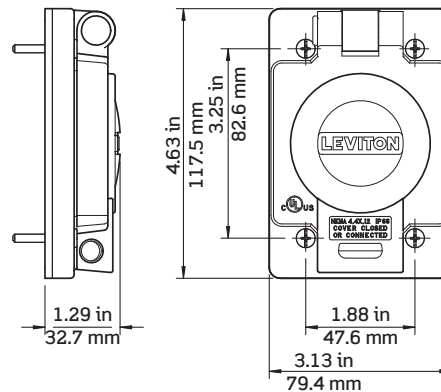
| Material Specifications | |
|--------------------------------------|------------------------|
| Cover/Lid | Valox PBT |
| Torsion Spring Mechanism (Flip Lids) | Stainless Steel |
| Gasket | TPV |
| Actuator Handle (Switch Cover) | Valox PBT |
| Actuator Spring (Switch Cover) | Zinc-plated music wire |
| Mounting Screws | Stainless Steel |

| Environmental Specifications | |
|------------------------------|----------------|
| Enclosure Ratings | NEMA 4, 4X, 12 |
| | IEC IP66 |
| Standards & Certifications | |
| UL | 498 |
| CSA | C22.2 No. 42 |
| NOM* | #057 |

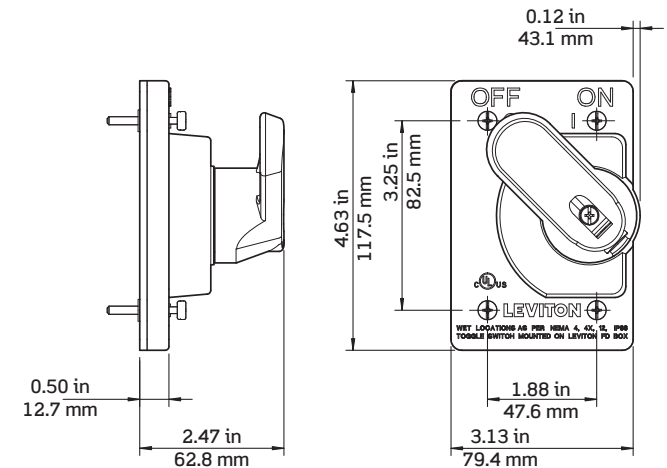
* For Cover for Toggle Switch Only



Blank Cover



Cover for Single Flush Receptacles



Cover for Toggle Switch

Wetguard Non-Metallic FD Box Technical Specifications

**LIFETIME
WARRANTY**
LEVITON®

Material Specifications

| | |
|------------------------|--|
| Box | Rigid PVC |
| Reducers/Plugs | Non-Threaded Rigid PVC |
| Frame (2- and 3-gang) | Valox PBT |
| Gasket (2- and 3-gang) | TPV |
| Threaded Inserts | Brass |
| Mounting Plate | Stainless Steel |
| Grounding Wire | Green #12 AWG stranded copper, 8" long |

Box Volume

| | |
|-------------|------------------------|
| Single-Gang | 26.0 cu in/426 cu cm |
| Two-Gang | 67.3 cu in/1103 cu cm |
| Three-Gang | 109.1 cu in/1788 cu cm |

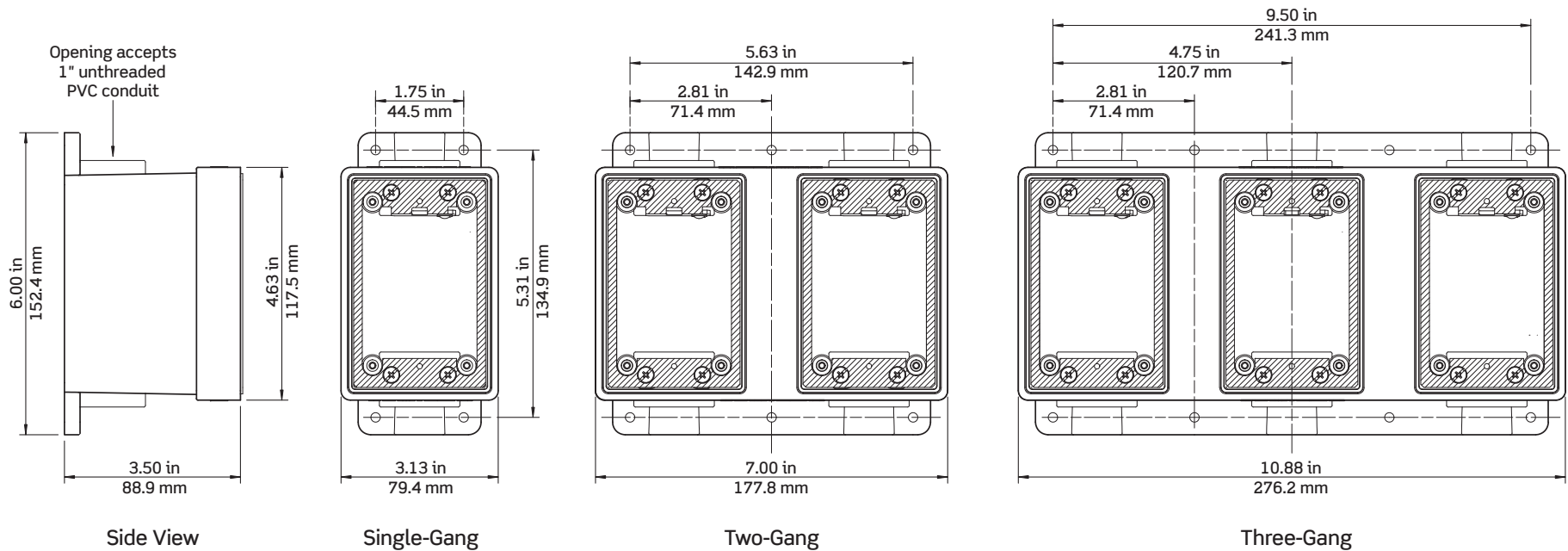
Environmental Specifications

| | |
|--------------------|----------------|
| Enclosure Ratings* | NEMA 4, 4X, 12 |
| | IEC IP66 |

Standards & Certifications

| | |
|-------|------|
| cULus | 514C |
| NOM | #057 |

* with cover closed or connected



Wetguard Stainless Steel FD Box

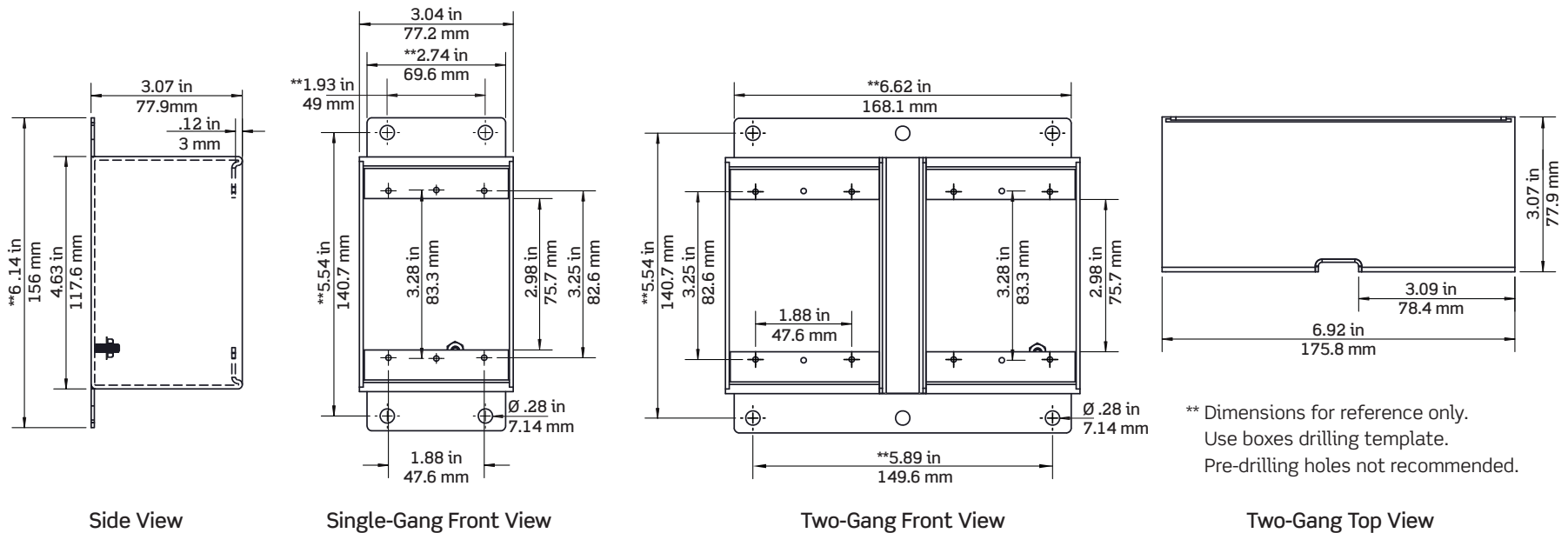
Technical Specifications

**10 YEAR
WARRANTY**

| Material Specifications | |
|-------------------------|-----------------------------------|
| Box | 14 Gauge Type 304 Stainless Steel |
| Box Volume | |
| Single-Gang | 37.2 cu in/609.6 cu cm |
| Two-Gang | 87.3 cu in/1430.6 cu cm |

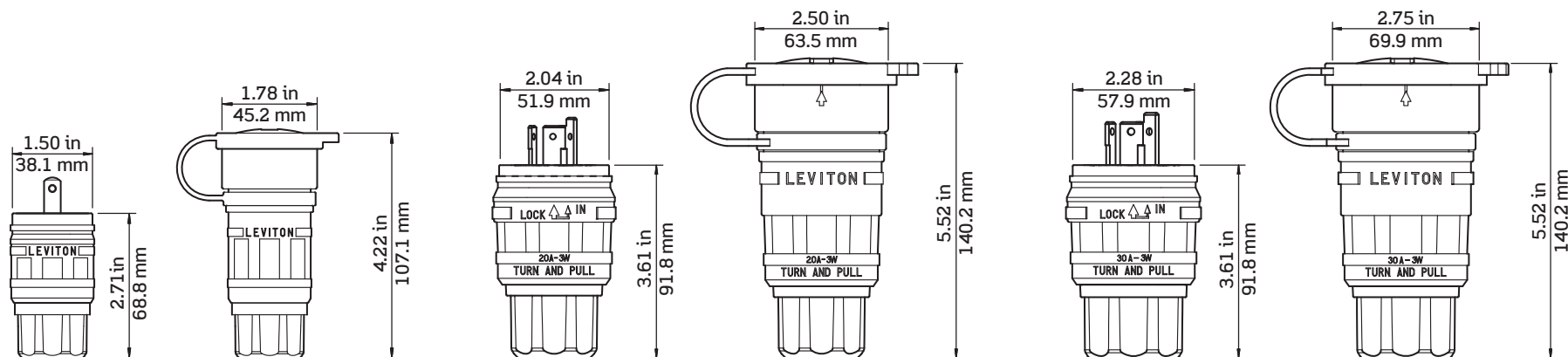
| Environmental Specifications | |
|------------------------------|----------|
| Enclosure Ratings* | IEC IP66 |
| Standards & Certifications | |
| cULus | UL 514A |

* with cover closed or connected



** Dimensions for reference only.
Use boxes drilling template.
Pre-drilling holes not recommended.

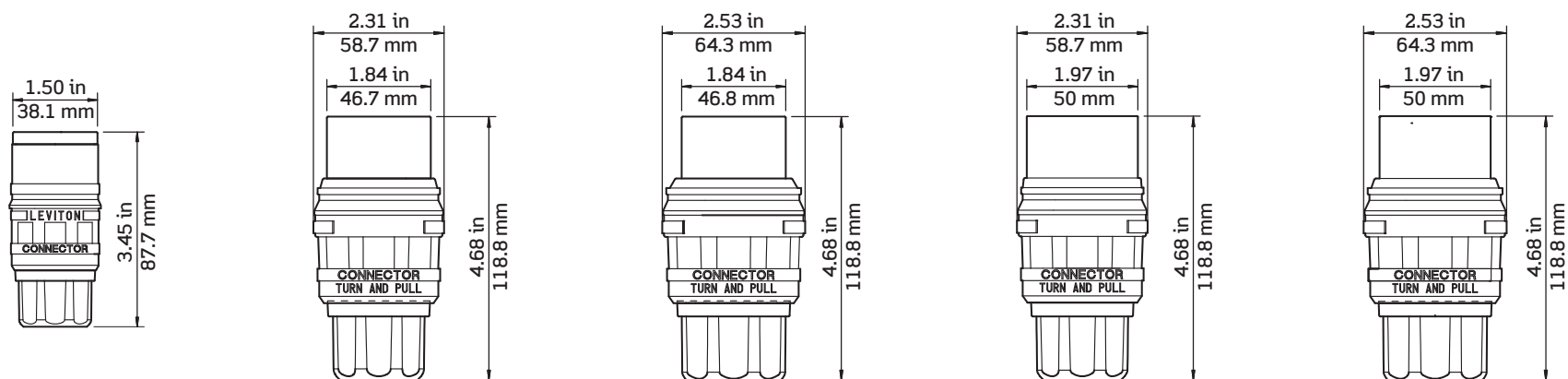
Wetguard Plugs and Connectors Technical Specifications



All 15 A and 20 A Straight Blade,
All 15 A and NEMA L2-20 Locking
Plugs and Mating Connectors

20 A Locking Plugs
and Connectors
(Except L2-20)

30 A Locking
Plugs and Connectors



All 15 A and 20 A
Straight Blade,
All 15 A and NEMA L2-20
Locking Connectors
for Inlets

All 20 A Locking
3-Wire Connectors
for Inlets

All 30 A Locking
3-Wire Connectors
for Inlets

All 20 A Locking 4-Wire
and 5-Wire Connectors
for Inlets

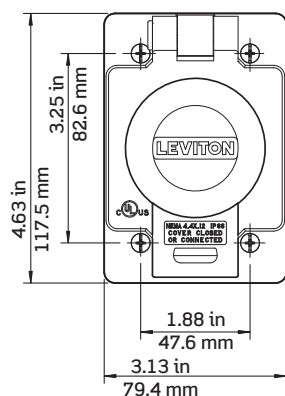
All 30 A Locking 4-Wire
and 5-Wire Connectors
for Inlets

| Electrical Specifications | | |
|----------------------------------|-----------------------------|--|
| Dielectric Voltage | | Withstands 2000 V per UL 498 |
| Current Limiting | | Full rated current |
| Temperature Rise | | Max 30 °C after 250 cycles overload at 200% of rated current |
| Environmental Specifications | | |
| Flammability | | Rated V-2 per UL 94 (wiring module) |
| Operating Temperature | | -40 °C to 60 °C |
| Enclosure Ratings | Plugs/Connectors | NEMA 4, 4X, 6, 6P |
| | | IEC IP66, IP67, IP69K |
| | Connector for Single Inlets | NEMA 4, 4X, 12 |
| | | IEC IP66 |
| Material Specifications | | |
| Husk | | TPV |
| Body | | Nylon |
| Wiring Module | | Nylon |
| Strain Relief System | Compression Nut | Nylon |
| | Strain Relief Clamp | Nylon |
| | Bushing | TPV |
| Blades/Contacts, Terminal Clamps | | Electroless Nickel-coated Brass |
| Terminal Screws | | Electroless Nickel-coated Brass |
| Assembly Screws | | Stainless steel, non-magnetic |

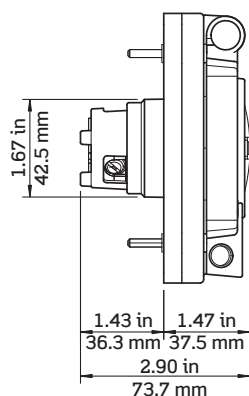
Plugs & Connectors need caps attached in order to achieve IP69K rating.
For Fed Spec information, please consult the factory for details.

| Mechanical Specifications | | |
|----------------------------|--------|--|
| Terminal Accommodation | 15 Amp | #18 AWG to #10 AWG |
| | 20 Amp | #16 AWG to #10 AWG |
| | 30 Amp | #12 to #8 |
| Product ID | | Ratings and NEMA ID permanently marked on device |
| Cord Grip Range (in) | 15 Amp | .234 - .687 diameter |
| | 20 Amp | .375 - .875 diameter |
| | 30 Amp | .625 - 1.125 diameter |
| Standards & Certifications | | |
| NEMA | | WD-6 |
| ANSI | | C-73 |
| UL | | 498 |
| CSA | | C22.2 No. 42 |
| NOM | | #057 |

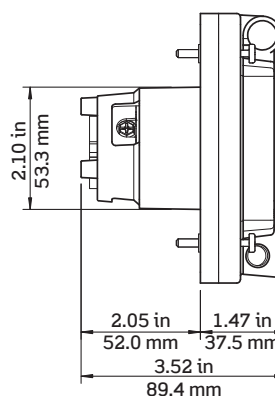
Wetguard Inlets and Outlets Technical Specifications



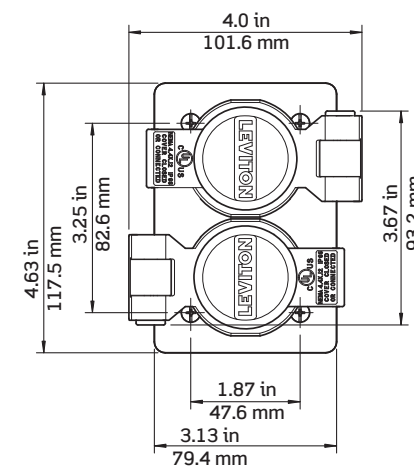
All Single Inlets and Outlets



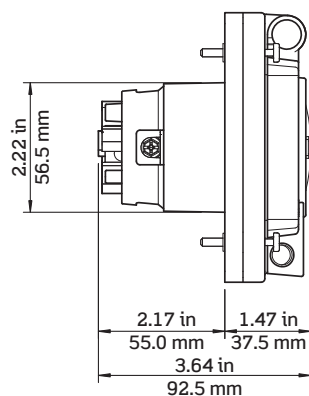
All 15 A and 20 A Straight Blade, 15A and NEMA L2-20, Locking Single Inlets and Outlets



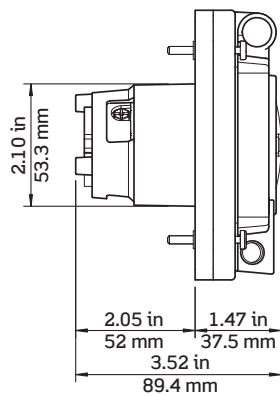
All 20 A 3-Wire Locking Single Inlets and Outlets



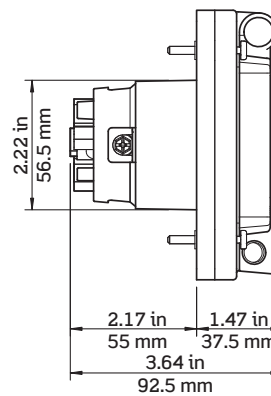
All Duplex Outlets



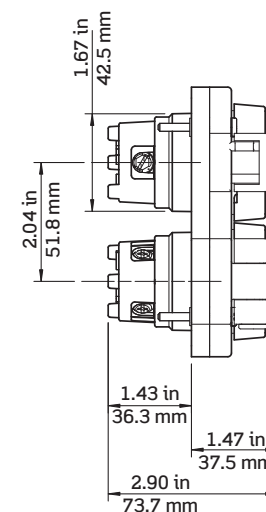
All 20 A, 4- and 5-Wire Locking Single Inlets and Outlets



All 30 A, 3-Wire Locking Single Inlets and Outlets



All 30 A, 4- and 5-Wire Locking Single Inlets and Outlets



All Duplex Outlets

| Electrical Specifications | |
|----------------------------------|--|
| Dielectric Voltage | Withstands 2000 V per UL 498 |
| Current Limiting | Full rated current |
| Temperature Rise | Max 30 °C after 250 cycles overload at 200% of rated current |
| Environmental Specifications | |
| Flammability | Rated V-2 per UL 94 (wiring module) |
| Operating Temperature | -40 °C to 60 °C |
| Enclosure Ratings | NEMA 4, 4X, 12 |
| | IEC IP66 |
| Material Specifications | |
| Cover/Lid | Valox PBT |
| Wiring Module Mounting Cup | Valox PBT |
| Wiring Module | Nylon |
| Cover Gasket | TPV |
| Torsion Spring Mechanism | Stainless Steel |
| Blades/Contacts, Terminal Clamps | Electroless Nickel-coated Brass |
| Terminal Screws | Electroless Nickel-coated Brass |
| Mounting & Assembly Screws | Stainless steel, non-magnetic |

| Mechanical Specifications | | |
|----------------------------|--------|--|
| Terminal Accommodation | 15 Amp | #18 AWG to #10 AWG |
| | 20 Amp | #16 AWG to #10 AWG |
| | 30 Amp | #12 AWG to #8 AWG |
| Product ID | | Ratings and NEMA ID permanently marked on device |
| Standards & Certifications | | |
| NEMA | | WD-6 |
| ANSI | | C-73 |
| UL | | 498 |
| CSA | | C22.2 No. 42 |
| NOM | | #057 |

Technical Reference

Enclosure Classifications

Enclosures serve the dual purpose of protecting personnel from incidental contact with the enclosed electrical equipment and protecting the enclosed equipment against specified environmental conditions. Enclosures are rated for use in specific environmental conditions by NEMA, UL, CSA and the IEC. The rating systems most often cited are the NEMA Enclosure Type Numbers as defined in NEMA Standards Publication 250 (and corresponding UL/CSA designations) and the IEC Enclosure Classification Designation as defined in the International Standard IEC 60529 - Degrees of protection provided by enclosures (IP Code).

IEC Enclosure Classifications

The International Electrotechnical Commission (IEC) is an international standards organization that prepares and publishes International Standards for all electrical, electronic and related technologies. IEC 60529 classifies the degrees of protection provided against the intrusion of solid objects (including body parts like hands and fingers), dust, accidental contact, and water in electrical enclosures.

| IEC 60529 - IP Suitability Ratings | | | | | |
|--|--------------------|---|---|--|--|
| First Number - Degree of Access to Hazardous Parts | | | Second Number - Degree of Protection From Water Ingress | | |
| Level | Ingress Limit | Effective Against | Level | Ingress Limit | Effective Against |
| 0 | — | No protection against contact and ingress of objects | 0 | — | No protection against water ingress |
| 1 | ≥ 50 mm diameter | Any large surface of the body, such as the back of a hand, but no protection against deliberate contact with a body part | 1 | Dripping water | Dripping water (vertically falling drops) shall have no harmful effect |
| 2 | ≥ 12.5 mm diameter | Fingers or similar objects | 2 | Dripping water when tilted up to 15° | Vertically dripping water shall have no harmful effect when the enclosure is tilted at an angle up to 15° from its normal position |
| 3 | ≥ 2.5 mm diameter | Tools, thick wires, etc. | 3 | Spraying water | Water falling as a spray at any angle up to 60° from the vertical shall have no harmful effect |
| 4 | ≥ 1 mm diameter | Most wires, screws, etc. | 4 | Splashing water | Water splashing against the enclosure from any direction shall have no harmful effect |
| 5 | Dust protected | Ingress of dust is not entirely prevented, but it must not enter in sufficient quantity to interfere with the satisfactory operation of the equipment | 5 | Water jetting | Water projected by a nozzle (6.3 mm) against enclosure from any direction shall have no harmful effects |
| 6 | Dust-tight | No ingress of dust | 6 | Powerful water jetting | Water projected in powerful jets (12.5 mm nozzle) against the enclosure from any direction shall have no harmful effects |
| | | | 7 | Temporary immersion (up to 1 m) | Ingress of water in harmful quantity shall not be possible when the enclosure is immersed in water under defined conditions of pressure and time |
| | | | 8 | Continuous immersion | The equipment is suitable for continuous immersion in water under conditions which shall be specified by the manufacturer |
| | | | 9 | High pressure and temperature water jets | Water projected at high pressure and high temperature against the enclosure from any direction shall not have harmful effects |

NEMA, UL, and CSA Enclosure Classifications

NEMA, UL, and CSA are standard writing organizations commonly recognized in North America. Their ratings are based on similar application descriptions and expected performance. UL and CSA both require enclosure testing by qualified evaluators. NEMA does not require independent testing and leaves compliance completely up to the manufacturer. Below is a partial listing of the NEMA/UL/CSA.

| Rating | NEMA Standard 250 | UL 50 | CSA Standard C22.2 No 94 |
|----------|---|--|---|
| Type 1 | Indoor use to provide a degree of protection against contact with the enclosed equipment; in locations where unusual service conditions do not exist. | Indoor use to provide a degree of protection against contact with the enclosed equipment and against a limited amount of falling dirt. | General purpose enclosure. Protects against accidental contact with live parts. |
| Type 2 | Indoor use to provide a degree of protection against contact with the enclosed equipment and against limited amounts of falling water and dirt. | Indoor use to provide a degree of protection against limited amounts of falling water and dirt. | Drip proof enclosure same as Type 1; indoor use to provide a degree of protection against dripping and light splashing of non-corrosive liquids and falling dirt. |
| Type 3 | Indoor or outdoor use to provide a degree of protection against windblown dust, rain and sleet; undamaged by the formation of ice on the enclosure (not sleet proof). | Indoor or outdoor use to provide a degree of protection against windblown dust, rain and sleet; undamaged by the formation of ice on the enclosure. | Indoor or outdoor use; provides a degree of protection against rain, snow, and windblown dust; undamaged by the external formation of ice on the enclosure. |
| Type 3R | Indoor or outdoor use to provide a degree of protection against falling rain and sleet; undamaged by the formation of ice on the enclosure. | Indoor or outdoor use to provide a degree of protection against falling rain and sleet; undamaged by the formation of ice on the enclosure. | Weather proof enclosure; indoor or outdoor use to provide a degree of protection against rain or snow; undamaged by the external formation of ice on the enclosure. |
| Type 3S | Indoor or outdoor use to provide a degree of protection against falling dirt, rain, sleet, snow, and windblown dust; and in which the external mechanism(s) remain operable when ice laden. | Indoor or outdoor use primarily to provide a degree of protection against rain, sleet, windblown dust and to provide for operation of external mechanisms when ice laden. | Weather proof enclosure; indoor or outdoor use to provide a degree of protection against rain or snow; undamaged by the external formation of ice on the enclosure surface. |
| Type 4 | Indoor or outdoor use primarily to provide a degree of protection against windblown dust and rain, splashing water, and hose directed water; undamaged by the formation of ice on the enclosure. | Indoor or outdoor use to provide a degree of protection against falling rain, splashing water, and hose-directed water; undamaged by the formation of ice on the enclosure. | Indoor or outdoor use; provides a degree of protection against rain, snow, windblown dust, splashing and hose-directed water; undamaged by the external formation of ice on the enclosure. |
| Type 4X | Indoor or outdoor use primarily to provide a degree of protection against corrosion, windblown dust and rain, splashing water, and hose-directed water; undamaged by the formation of ice on the enclosure. | Indoor or outdoor use to provide a degree of protection against falling rain, splashing water, and hose-directed water; undamaged by the formation of ice on the enclosure; resists corrosion. | Indoor or outdoor use; provides a degree of protection against rain, snow, windblown dust, splashing and hose-directed water; undamaged by the external formation of ice on the enclosure; resists corrosion. |
| Type 6 | Indoor or outdoor use where occasional submersion is encountered, limited depth; undamaged by the formation of ice on the enclosure. | Indoor or outdoor use to provide a degree of protection against entry of water during temporary submersion at a limited depth; undamaged by the external formation of ice on the enclosure. | Indoor or outdoor use; provides a degree of protection against the entry of water during temporary submersion at a limited depth. Undamaged by the external formation of ice on the enclosure; resists corrosion. |
| Type 6P | Indoor or outdoor use to provide a degree of protection against the entry of water during prolonged submersion at a limited depth. | Indoor or outdoor use to provide a degree of protection against the entry of water during prolonged submersion at a limited depth. | No CSA equivalent. |
| Type 12 | Indoor use to provide a degree of protection against dust, falling dirt and dripping non-corrosive liquids - No knockouts. | Indoor use to provide a degree of protection against dust, falling dirt and dripping non-corrosive liquids - No knockouts. | Indoor use to provide a degree of protection against circulating dust, lint, fibers, dripping and light splashes of non-corrosive liquids. |
| Type 12K | Enclosures with knockouts are intended for indoor use primarily to provide a degree of protection against dust, falling dirt, and dripping non-corrosive liquids. | Indoor use to provide a degree of protection against dust, dirt, dripping water, and external condensation of non-corrosive liquids. Knockouts located in the top or bottom walls, or both. | Indoor use to provide a degree of protection against circulating dust and lint; dripping and light splashing of non-corrosive liquids; provided with knockouts. |
| Type 13 | Indoor use to provide a degree of protection against lint, dust, seepage, external condensation and spraying of water, oil and non-corrosive coolant. | Indoor use to provide a degree of protection against dust and spraying of water, oil and non-corrosive coolants. | Indoor use to provide a degree of protection against circulating dust, lint, fibers, seepage and spraying of non-corrosive liquids including oils and coolants. |

Technical Reference (continued)

Comparing North American and International Enclosure Classifications

NEMA Standard 250 is a product standard that addresses construction and performance elements of the enclosure itself, along with its ability to protect persons from contacting hazardous components inside and against solid object and water ingress. IEC 60529 is NOT a product standard, and only covers the enclosures ability to protect persons from contacting hazardous components inside the enclosure, as well as from solid object and water ingress. As a result, there is not a direct correlation between the two classifications. Additionally, if the requirement for an enclosure Type is specified, an enclosure with just an IP rating cannot be substituted. However, while NEMA Type ratings meet and exceed the test requirements of associated IEC classifications, the table below shows the comparative relationship between the two ratings (as outlined in the NEMA whitepaper: A Brief Comparison of NEMA 250 and IEC 60529).

| NEMA Enclosure Type Number | IEC Enclosure "IP" Designation |
|----------------------------|--------------------------------|
| 1 | 20 |
| 2 | 22 |
| 3 | 55 |
| 3R | 24 |
| 3S | 55 |
| 4 and 4X | 66 |
| 5 | 53 |
| 6 | 67 |
| 6P | 68 |
| 12 and 12K | 54 |
| 13 | 54 |

Note: This table cannot be used to convert from IEC classifications to NEMA types

Testing Standards

In applications such as processing plants and industrial marinas, electrical devices are frequently exposed to high pressure water streams, temporary immersion in water and corrosive environments (such as salt air). It is imperative that the electrical connectors are able to withstand the rigors of such environments.

Leviton Wetguard devices are tested to and exceed IEC and UL watertight and weatherproof standards. These independent tests have defined parameters as noted in the text that follows:

IEC IP Water Penetration Test:

Water is sprayed from a 12.5 millimeter (.5 inches) diameter nozzle from a distance of 3 meters (10 feet) at a rate of 100 liters (26 gallons) per minute on a joined plug and connector. The water spray is directed at the connector/plug joint and cable entries. Additionally, parts are submerged in water 1 meter (3 feet) deep for 30 minutes.


Result: Wetguard Plugs and Connectors are rated to IP67 when connected.



UL NEMA Water Penetration Test:

Water is sprayed from a 25 millimeter (1 inch) diameter nozzle from a distance of 3.5 meters (12 feet) at a rate of 240 liters (65 gallons) per minute on a joined plug and connector. The water spray is directed at the connector/plug joint and cable entries. Additionally, parts are submerged in water 1.8 meters (6 feet) deep for 24 hours and subjected to a salt spray (fog) for 200 hours.

Result: Wetguard Plugs and Connectors are rated to NEMA 4, 4X, 6, and 6P when connected.



Visit our Website at:

leviton.com/wetguard

[email: industrial@leviton.com](mailto:industrial@leviton.com)

Leviton Manufacturing Co., Inc.

201 N Service Rd, Melville, NY 11747 • Telephone: 1-800-323-8920 • FAX: 1-800-832-9538

Tech Line: 1-800-824-3005 (M-F 8AM-10PM; Sat 9AM-7PM; Sun 9AM-5PM)

© 2020 Leviton Manufacturing Co., Inc. All rights reserved.

Santoprene is a registered trademark of Exxon Mobil. Valox is a registered trademarks of SABIC Innovative Plastics.

Wetguard is a registered trademark of Leviton Manufacturing.

